



**ASH PAKKA**

Packaging with a Soul

# Investor Presentation Q2 2022

# Who is Yash Pakka?

A Company deeply  
committed to transforming  
packaging to contribute  
towards a cleaner planet

# Summary

From a thriving kraft paper manufacturer to a sustainable packaging solutions provider by primarily using agri-residue

Point of Inflection

	Modest Start <b>1981</b>	IPO on BSE <b>1992</b>	Capacity Enhancement <b>1995</b>	Follow-on Public offer <b>2005</b>	Pulp Moulding Project <b>2016</b>	A vertically integrated player in sustainable and food service packaging <b>2022</b>
<b>Products</b>	<ul style="list-style-type: none"> <li>• Low grammage kraft paper</li> </ul>	<ul style="list-style-type: none"> <li>• Low grammage kraft paper</li> </ul>	<ul style="list-style-type: none"> <li>• Low grammage kraft paper</li> </ul>	<ul style="list-style-type: none"> <li>• Low grammage kraft paper</li> </ul>	<ul style="list-style-type: none"> <li>• Low grammage kraft paper</li> <li>• Poster paper</li> <li>• Investment towards Pulp Moulding</li> <li>• Sugar cane pulp sale</li> </ul>	<ul style="list-style-type: none"> <li>• Low grammages kraft paper</li> <li>• Poster Paper</li> <li>• Specialised value added products</li> <li>• <b>Compostable flexible packaging</b></li> <li>• <b>Grease proof paper</b></li> <li>• <b>Biodegradable tableware</b></li> </ul>
<b>Capacity</b>	<ul style="list-style-type: none"> <li>• 1,940 tons</li> </ul>	<ul style="list-style-type: none"> <li>• 10,000 tons</li> </ul>	<ul style="list-style-type: none"> <li>• 16,000 tons</li> <li>• 2.5 MW power plant</li> </ul>	<ul style="list-style-type: none"> <li>• 39,100 tons</li> <li>• 2.5 MW + 6.0 MW power plant</li> <li>• 42,900 tons pulp plant</li> <li>• 47,850 Caustic Recovery Plant</li> </ul>	<ul style="list-style-type: none"> <li>• 39,100 tons</li> <li>• 2.5 MW + 6.0 MW power plant</li> <li>• 42,900 tons pulp plant</li> <li>• 47,850 Caustic Recovery Plant</li> <li>• 3,750 tons pulp mould line</li> <li>• 6,600 tons pulp drying line</li> </ul>	<ul style="list-style-type: none"> <li>• Capacity Paper – 40500 Tons PA</li> <li>• Capacity Molded Products – 4800 Tons (Annualized )</li> <li>• Power 15MW</li> </ul>
<b>Funding</b>	<ul style="list-style-type: none"> <li>• INR 2.5 mn</li> </ul>	<ul style="list-style-type: none"> <li>• INR 31.5 mn</li> </ul>		<ul style="list-style-type: none"> <li>• INR 283.3 mn</li> </ul>	<ul style="list-style-type: none"> <li>• INR 500 mn</li> </ul>	
<b>Revenues</b>		<ul style="list-style-type: none"> <li>• INR 77.3 mn</li> </ul>	<ul style="list-style-type: none"> <li>• INR 150.45 mn</li> </ul>	<ul style="list-style-type: none"> <li>• INR 275 mn</li> </ul>	<ul style="list-style-type: none"> <li>• INR 1,730 mn</li> </ul>	

# Recap

# Global leadership in sustainable packaging alternates

Tonnage in MT			Goal 2025			Amount in INR		
Moulded Products			Paper for Bags			Compostable Flexible Packaging		
Tonnage	Turnover	Profit	Tonnage	Turnover	Profit	Tonnage	Turnover	Profit
30,000	5 bn	1 bn	80,000	5.6 bn	840 mn	16,500	3 bn	600 mn
<b>Total</b>			<b>1,26,500</b>	<b>13.60 bn</b>	<b>2.4 bn</b>			

# Key updates

## US Subsidiary

- US subsidiary operational – Name changed to Pakka Inc
- First team member on Board
- Collaboration , US Market exploration and R& D activities background work started

## Promoters Pledge Release

- Process is started and will be completed by end of year

## Tableware Business

- Business gradually picking subject to no third wave of corona. 100% growth as compared with the previous quarter

## Merger

- Merger between Yash Pakka and Yash Compostable – NCLT Meetings done with positive outcome, filling done to NCLT. Merger approval expected by December 2021

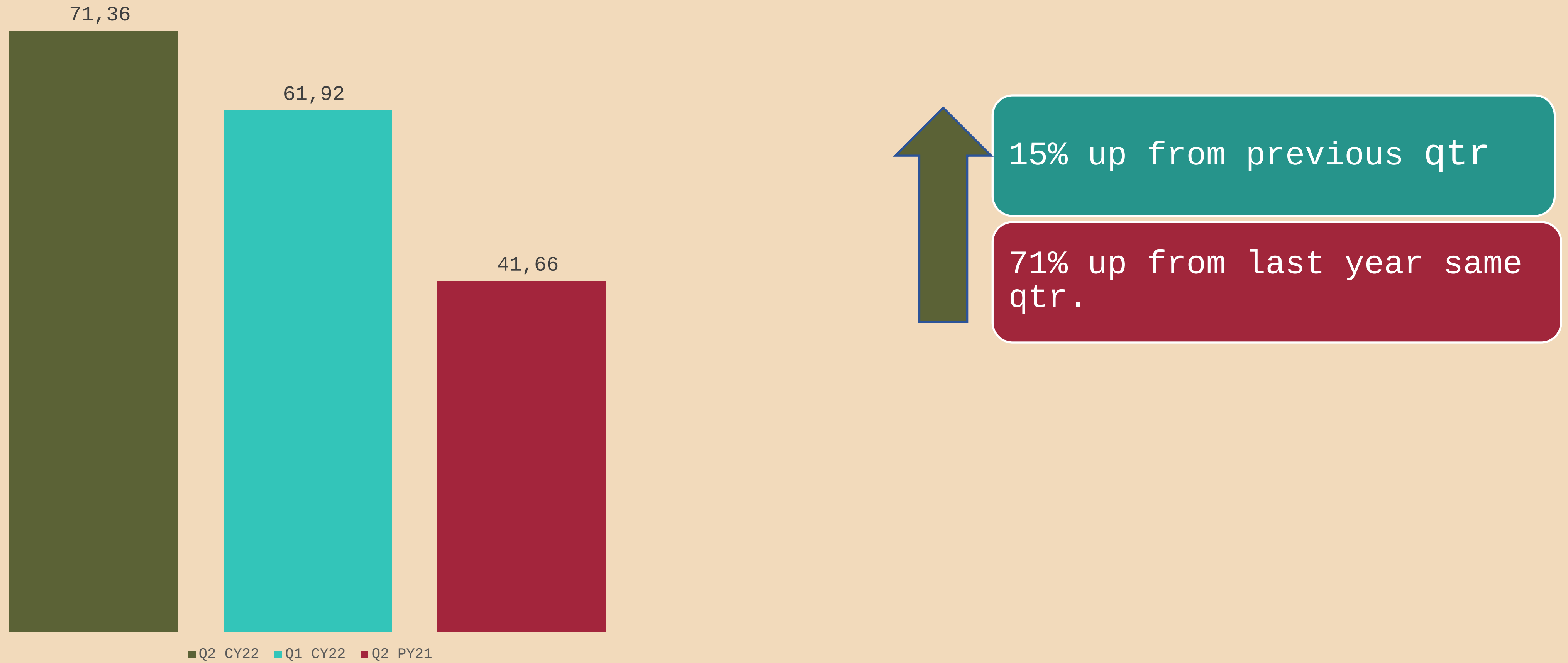
## Expansion Project

- Expansion Project revised and reconsidered keeping in mind the changing business need. New Project will be announced in Q3

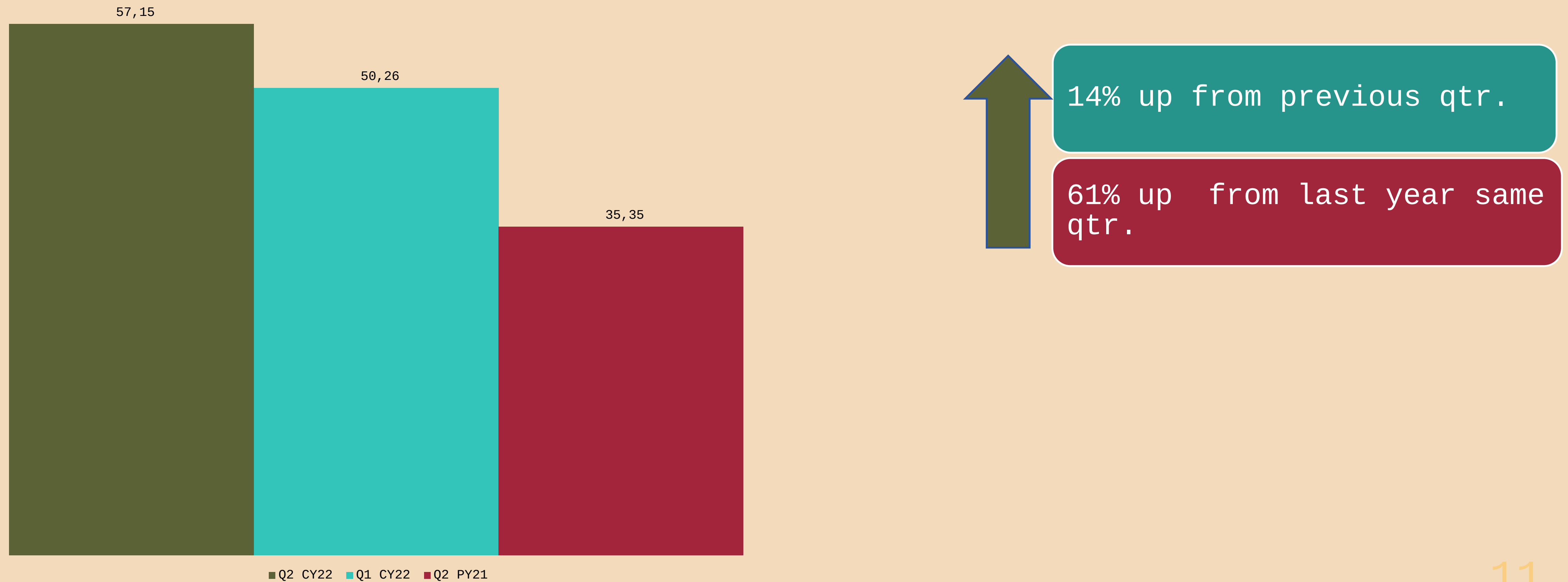


# Performance – Q2 - 2022

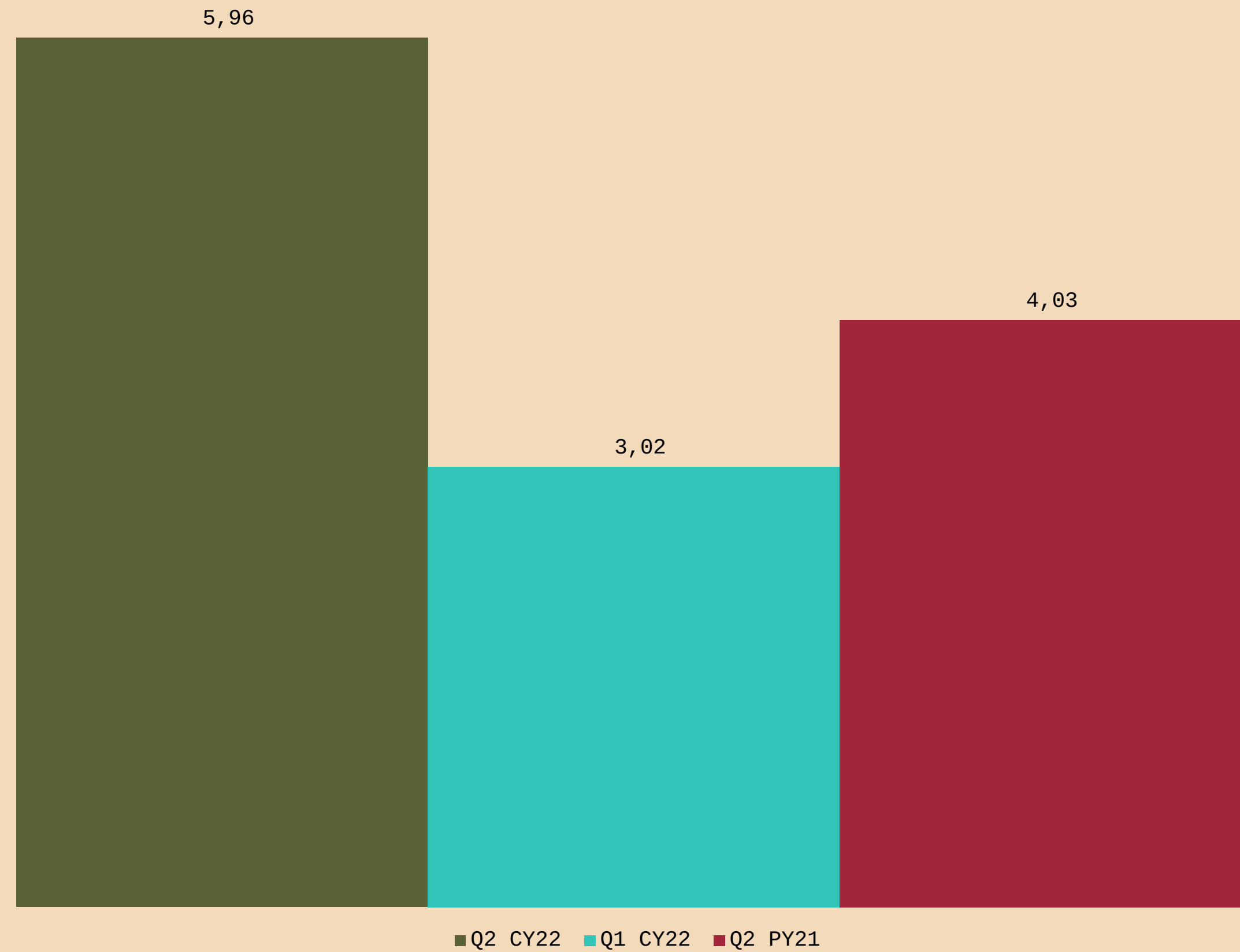
# Revenue : Consolidated (In Cr.)



# Revenue : Paper ( In Cr . )



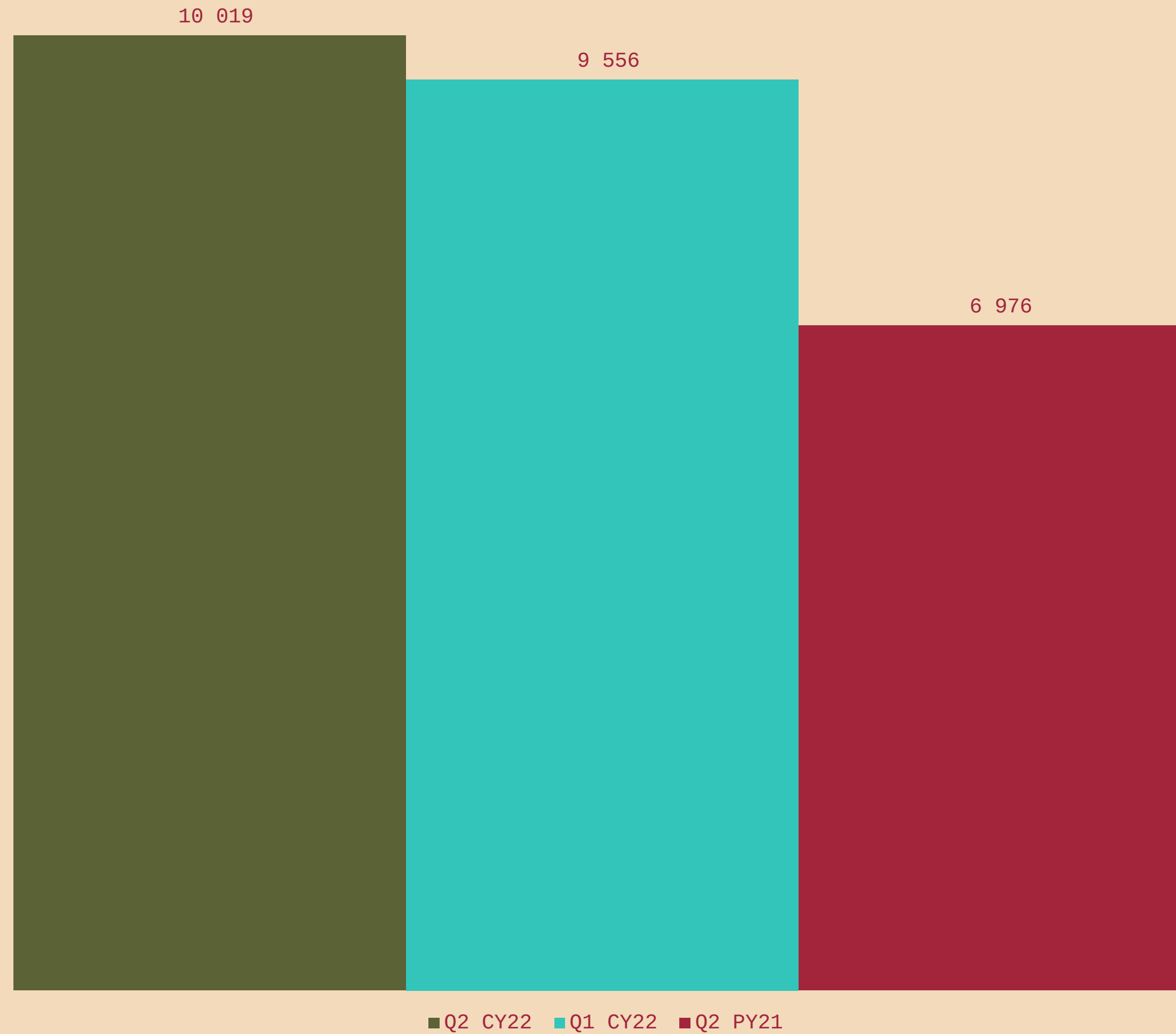
# Revenue : Moulded Products ( In Cr . )



2X up from previous qtr.

53% Up from last year same qtr.

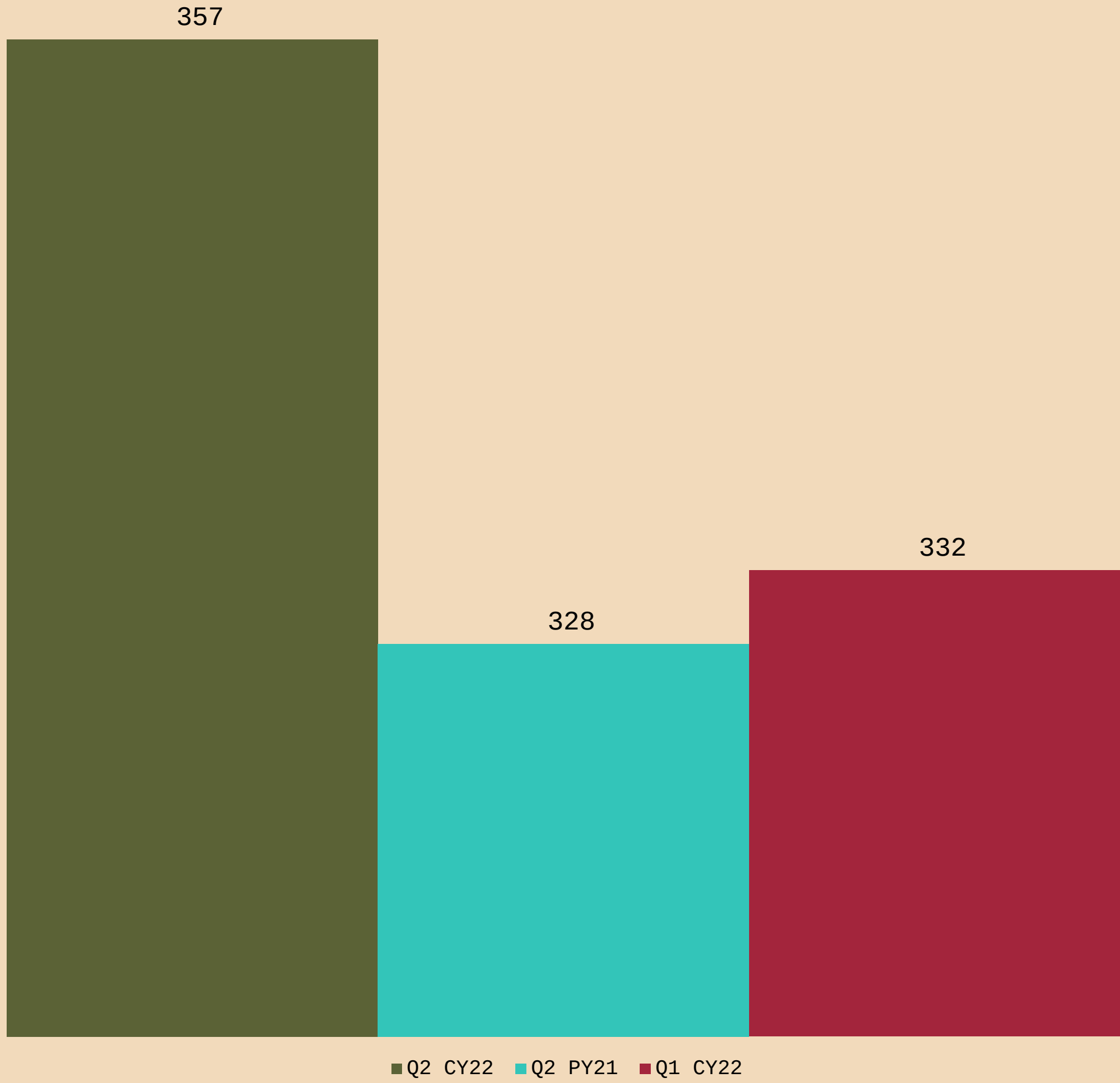
# Production : Paper ( In MT )



5% up from previous qtr.

44% up from last year same qtr.

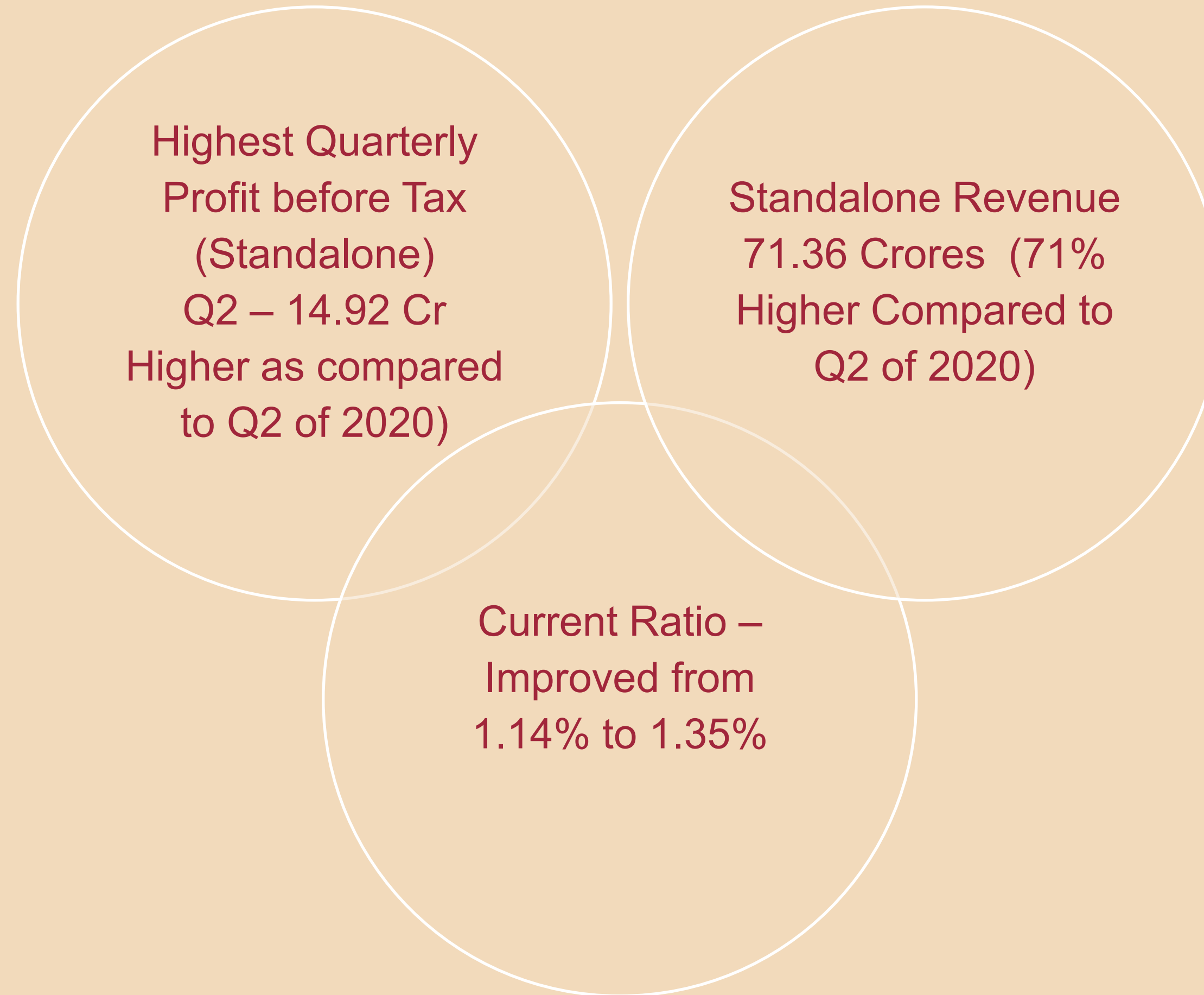
# Production : Moulded Products ( In MT )



7% up from previous qtr.

7% up from last year same qtr.

# Q2 Financial Highlights



**YASH PAKKA LIMITED**

Regd. Office : IInd Floor, 24/57, Birhana Road, Kanpur - 208 001, Uttar Pradesh

Corp. Office : Yash Nagar, Ayodhya - 224135, Uttar Pradesh

CIN: L24231UP1981PLC005294 | T: +91 5278 258174

E: info@yashpakka.com | Website : www.yashpakka.com

**Statement of Unaudited Financial Results for quarter and half year ended 30th September, 2021**

(Rs. In lakhs)

Sr No.	Particulars	Quarter ended			Half year ended		Year ended
		30.09.2021	30.06.2021	30.09.202	30.09.2021	30.09.2020	31-Mar-21
		Reviewed	Reviewed	Reviewed	Reviewed	Reviewed	Audited
<b>1</b>	<b>Income</b>						
	(a) Revenue from Operations	7,047.47	6,060.01	4,044.96	13,107.48	7,261.75	18,365.09
	(b) Other Income	88.58	131.78	121.38	220.36	201.84	1,132.87
	<b>Total Income</b>	<b>7,136.05</b>	<b>6,191.79</b>	<b>4,166.34</b>	<b>13,327.84</b>	<b>7,463.59</b>	<b>19,497.96</b>
<b>2</b>	<b>Expenses</b>						
	(a) Cost of materials consumed	2,656.32	2,389.80	1,667.00	5,046.12	2,918.81	7,009.69
	(b) Purchase of stock-in-trade	0.02	-	1.10	0.02	3.88	3.87
	(c) Changes in inventories of finished goods, work in progress and stock-in-trade	(30.26)	-351.39	(344.23)	-381.65	-459.06	157.37
	(d) Employee Benefits expenses	786.80	708.08	671.09	1,494.88	1,248.85	2,794.32
	(e) Finance Costs	241.75	266.29	247.13	508.04	536.49	1,094.53
	(f) Depreciation and Amortisation expense	253.28	246.26	243.55	499.54	482.14	965.93
	(g) Power and Fuel	814.62	696.41	753.02	1,511.03	1,307.89	2,758.13
	(h) Other expenses	921.81	758.34	477.10	1,680.15	809.48	2,421.00
	<b>Total Expenses</b>	<b>5,644.34</b>	<b>4,713.79</b>	<b>3,715.76</b>	<b>10,358.13</b>	<b>6,848.48</b>	<b>17,204.84</b>
<b>3</b>	<b>Profit (Loss) before tax [1-2]</b>	<b>1,491.71</b>	<b>1,478.00</b>	<b>450.58</b>	<b>2,969.71</b>	<b>615.11</b>	<b>2,293.12</b>
<b>4</b>	<b>Tax Expense</b>						
	Current	247.72	257.32	82.44	505.04	110.48	411.50
	Deferred	192.60	185.65	50.55	378.25	72.46	209.51
<b>5</b>	<b>Profit (Loss) for the year [3-4]</b>	<b>1,051.39</b>	<b>1,035.03</b>	<b>317.59</b>	<b>2,086.42</b>	<b>432.17</b>	<b>1,672.11</b>
<b>6</b>	<b>Other Comprehensive income</b>						
	Items that will not be reclassified to profit or loss						
	(i) remeasurements of defined benefit	(58.84)	(35.38)	13.74	(94.22)	2.14	31.91
	(ii) Income taxes related to items that will not be reclassified to profit or loss	17.14	10.30	(4.00)	27.44	(0.62)	(9.29)
	<b>Total Other Comprehensive Income</b>	<b>(41.70)</b>	<b>(25.08)</b>	<b>9.74</b>	<b>(66.78)</b>	<b>1.52</b>	<b>22.62</b>
<b>7</b>	<b>Total Comprehensive Income for the year [5+6]</b>	<b>1,009.69</b>	<b>1,009.95</b>	<b>327.33</b>	<b>2,019.64</b>	<b>433.69</b>	<b>1,694.73</b>
<b>8</b>	Paid-up equity share capital (FV per share Rs. 10/- each)	3,524.00	3,524.00	3,524.00	3,524.00	3,524.00	3,524.00
<b>9</b>	Earnings per share (FV per share Rs. 10/-)						
	(a) Basic (Rs)	2.98	2.94	0.90	5.92	1.23	4.74
	(b) Diluted (Rs)	2.98	2.94	0.90	5.92	1.23	4.74



Segment wise Revenue, Results, Assets and Liabilities							
Sr No.	Particulars	(Rs. In lakhs)					
		30.09.2021 Reviewed	30.06.2021 Reviewed	30.09.2020 Reviewed	30.09.2021 Reviewed	30.09.2020 Reviewed	31-Mar-21 Audited
1	<b>Segment Revenue (Sales and Other operating income)</b>						
	- Paper & Pulp	6,531.98	5,889.73	3,763.76	12,421.71	6,892.85	17,150.84
	- Moulded Products	604.07	302.06	402.58	906.13	570.74	2,347.12
	<b>Sub-total</b>	<b>7,136.05</b>	<b>6,191.79</b>	<b>4,166.34</b>	<b>13,327.84</b>	<b>7,463.59</b>	<b>19,497.96</b>
	Less: Unallocable Revenue		-			-	-
	<b>Total Revenue</b>	<b>7,136.05</b>	<b>6,191.79</b>	<b>4,166.34</b>	<b>13,327.84</b>	<b>7,463.59</b>	<b>19,497.96</b>
2	<b>Segement Results</b>						
	Profit before tax from each segment						
	- Paper & Pulp	1,597.58	1,621.58	544.37	3,219.16	900.99	2,187.97
	- Moulded Products	(66.86)	(117.02)	(72.73)	(183.88)	(241.09)	215.79
	<b>Sub-total</b>	<b>1,530.72</b>	<b>1,504.56</b>	<b>471.64</b>	<b>3,035.28</b>	<b>659.90</b>	<b>2,403.76</b>
	Less: Other un-allocable expenditure	(39.01)	(26.56)	(21.06)	(65.57)	(44.79)	(110.64)
Add: Other un-allocable income	-	-	-				
	<b>Profit/ Loss Before Tax</b>	<b>1,491.71</b>	<b>1,478.00</b>	<b>450.58</b>	<b>2,969.71</b>	<b>615.11</b>	<b>2,293.12</b>
3	<b>Segment Assets</b>						
	- Paper & Pulp	22,701.23	23,003.84	20,338.31	22,701.23	20,338.31	21,773.56
	- Moulded Products	3,765.53	3,908.16	4,691.72	3,765.53	4,691.72	4,432.11
	<b>Sub-total</b>	<b>26,466.76</b>	<b>26,912.00</b>	<b>25,030.03</b>	<b>26,466.76</b>	<b>25,030.03</b>	<b>26,205.67</b>
	Add: Un-allocable assets	17.36	17.38	38.63	17.36	38.63	35.23
	<b>Total Assets</b>	<b>26,484.12</b>	<b>26,929.38</b>	<b>25,068.66</b>	<b>26,484.12</b>	<b>25,068.66</b>	<b>26,240.90</b>
4	<b>Segment Liabilities</b>						
	- Paper & Pulp	4,895.50	6,311.44	5,821.77	4,895.50	5,821.77	6,739.49
	- Moulded Products	4,842.96	4,918.73	5,766.49	4,842.96	5,766.49	5,050.00
	<b>Sub-total</b>	<b>9,738.46</b>	<b>11,230.17</b>	<b>11,588.26</b>	<b>9,738.46</b>	<b>11,588.26</b>	<b>11,789.49</b>
	Add: Un-allocable liabilities	2,073.10	1,683.94	1,383.71	2,073.10	1,383.71	1,446.09
	<b>Total Liabilities</b>	<b>11,811.56</b>	<b>12,914.11</b>	<b>12,971.96</b>	<b>11,811.56</b>	<b>12,971.96</b>	<b>13,235.58</b>
5	<b>Capital Employed</b>						
	- Paper & Pulp	17,805.73	16,692.41	14,516.54	17,805.73	14,516.54	15,034.07
	- Moulded Products	(1,077.43)	(1,010.58)	(1,074.77)	(1,077.42)	(1,074.76)	(617.89)
	Unallocable assets less liabilities	(2,055.74)	(1,666.56)	(1,345.08)	(2,055.74)	(1,345.07)	(1,410.86)
	<b>Capital Employed</b>	<b>14,672.56</b>	<b>14,015.27</b>	<b>12,096.70</b>	<b>14,672.57</b>	<b>12,096.70</b>	<b>13,005.32</b>

# THANK YOU

Lets connect  
[finance@yashpakka.com](mailto:finance@yashpakka.com)

## PACKAGING WITH A SOUL

means we celebrate our oneness